


ONLINE GROUP WORK

How to make group work not suck in an online environment.

CORE COMPETANCIES WRITTEN
HERE, IT SHOULD FIT ALL OF THEM IF
YOU REPLACE "AND" WITH "&"



This is for the source or reference for the activity.

<http://www.internetpage.gov/whereverthisleads>



DESIGN HACK



If there are any cool tricks for doing the activity, insert them here, this is optional and can sometimes be removed in favor of a picture.



TIME

Time Written in this Weight The non-time text written in this one

10 Minutes should be all you need



MATERIALS

- First Material



PREP

Summary of prep steps:

- The first step
- The second one

More than one set:

- More steps
- Last one



PARTICIPANTS

A NUMBER OF HUMANS




DIFFICULTY

1/5 EASY




STEPS ON
BACK!





1 MAKE THOSE GROUPS

- Create student groups; you can create them, or you can have students create them.
- Keep group size relatively small; 3-4 students per group.
- Tip: Create using online tools: use Canvas to create random groups in the settings for groups or use SignUpGenius or a Microsoft Form.




4 NUMBER FOUR!

- Break a group project into multiple steps with smaller assignments, such as proposals, outlines, or drafts due before the final project.




2 SECOND STEP.

- Have students establish a communication plan—for instance, using email and Microsoft Teams to keep in contact and complete group work together.
- Tip: Have students share their plan with you as part of their grade.



5 SECOND TO LAST.

- Monitor online group space.
- Don't wait for students to email you when issues arise. Consistently offer advice and feedback, guiding the process as teams progress through the project.
- Tip: Have discussion boards on Canvas for projects/group work/questions to the instructor.



3 IS THIS THE THIRD?

- For team projects, it's crucial to clearly identify individual contributions and expectations for each team member.
- Communicate whether you'll be assessing individual contributions using peer evaluation, awarding a group-wide grade, or a combination of any of the above.
- Tip: you can set peer-evaluation as part of the grade to keep team members accountable to one another.

SOURCE

- <https://www.facultyfocus.com/articles/online-education/designing-effective-team-projects-in-online-courses/>
- <https://resilienteducator.com/classroom-resources/online-instructors-group-work/>