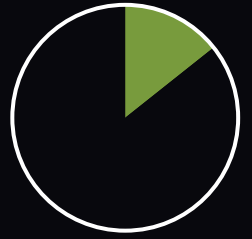


EMBEDDED LIBRARIAN

INNOVATION



There are many reasons to get an embedded librarian, get yours today!

FLIP THE PAGE ONCE YOU'RE READY!

Here's all the stuff you need before you start, once you are ready, flip the page over to see the steps!



TIME

5 minutes for instructor to allow access; Librarian involvement lasts all semester



MATERIALS

- A computer with internet
- Access to Canvas




PARTICIPANTS

A CLASS OF HUMANS



DIFFICULTY

3/5 MODERATE



STEPS ON
BACK!






1

DROP US A LINE.


- Contact an Information Services librarian to have a subject matter expert added to your course as Embedded Librarian.
- library.infodesk@lethbridgecollege.ca



2

GET SET UP!

- Add Embedded Librarian to your Canvas course as an editor.



3

GET YOUR CALENDAR.

- Schedule time for your Embedded Librarian to attend class to introduce themselves and explain what an embedded librarian will do for students.



4

DONE ALREADY!

- Students benefit from one-on one research, APA, and academic support